


CONTENTS



Let's Look at Great Britain (<i>Blick nach Großbritannien</i>)	
The Country (<i>Das Land</i>) – A map	viii
People (<i>Leute</i>)	ix
The Language (<i>Die Sprache</i>)	ix

UNIT 1



STEP ONE: Meeting People

Dialogues 	1
---	---



STEP TWO: German or English?

Dialogue 	2
Cardinal numbers 1–20	3
Let's say it! 	3



STEP THREE: Who's That?

Dialogue 	4
Game: "Test your teacher!"	4
Let's say it! 	4



STEP FOUR: School Things

Dialogue 	5
C1 1 The indefinite article	
2 The definite article	5
Let's say it! 	6
Game: "Memory"	6


STEP FIVE: Gisela and Her Family

Dialogues 	7
C2 1 Greeting people	
2 <i>be</i> : present tense – singular; personal pronouns – singular	
3 Possessive pronouns – singular; 's-genitive – singular	7
Let's say it! 	9





STEP SIX: What's the Time?

Dialogues 	10
Cardinal numbers 20–60	10
Let's say it! 	10






STEP SEVEN: Have You Got One?

Dialogue 	11
Game: "What has she got?"	11

STEP EIGHT: Let's Go for a Ride!

Dialogue 	12
C3 <i>have got</i> : asking, answering and saying what one has got	13
Let's say it! 	13
D Task: Act the Scenes	13
 "What's Your Name?"	
Listening, dialogue	14
Revision exercise	14
Word corner	15
Classroom talk	15
Song "Good morning!" 	15
Rhyme: "One, two, three, four"	15

UNIT 2

Houses in Britain	16
A1 Meet Mike Hunt and the Family – Meet Anne Cook and the Family:	
Dialogue  , class magazine	17
B1 Exercises	19
Let's say it! 	20
C1 1 <i>be</i> : present tense – plural	
2 Possessive pronouns – plural; 's-genitive – plural; <i>have got</i> : plural	
3 The noun – plural	20
D1 Talking and writing about where one lives	21
A2 Making the Tea	
Dialogues 	21
B2 Exercises	23
By the way: <i>this/that</i>	23
Classroom talk	23
Let's say it! 	23
C2 The imperative	23
D2 Talking about one's family	24
A3 Telephoning	
Dialogue 	24
B3 Exercises	25
By the way: Saying telephone numbers	26
Game: "Bingo"	26
Cardinal numbers 60–2000	26
C3 The present progressive	26

D3	"There Are Biscuits, Too!"	
	Listening, telephone dialogue	27
	Task: Act the Scene	27
	Writing a dialogue	28
	Song: "Polly, put the kettle on" 	28
	Revision exercises	29
	Word corner	29
	Rhymes: "Mary Ann, Mary Ann" "One, two, three"	29

UNIT 3

Bristol	30
A1 Talking about the Trip	
Reading, programme	31
Dialogues 	32
B1 Exercises	33
C1 1 <i>can</i>	
2 <i>There is/There are</i>	34
D1 Talking about what one can do in his/her town	35
A2 Making the Trip	
Reading story	35
Game: "Find Fred!"	37
B2 Exercises	38
British money	38
Game: "Where is it?"	39
Let's say it! 	40
Riddle	40
C2 1 The present simple	
2 Personal pronouns – object case	
3 The noun – plural (II)	40
D2 Fred at the Meeting	
Listening, dialogue	41
Task: Writing story	41
Revision exercises	42
Word corner	43
Classroom talk	43
Song: "The farmer's in his house" 	43
Rhymes: "Hot cross buns" "Rat a tat"	43

UNIT 4

English Schools	44
A1 Gisela at School in England	
Reading, letters	45
Gisela's timetable	46
By the way: <i>on Sunday/in the morning</i>	46
A school report	47

B1 Exercises	48
Game: "Sit next to me"	48
By the way: <i>he's = he is; he has; Mike's = his</i>	49
The English alphabet	50
C1 1 "Are you good at sports?": <i>be + adjective + at</i>	
2 <i>must/needn't</i>	50
D1 Talking about favourite subjects and sports	
Writing, letter	50
A2 The School Play	
A play 	51
B2 Exercises	52
C2 1 The present simple: forms	
2 Present simple – present progressive	53
D2 "He Usually Waits for Me ..."	
Listening, dialogues	54
Task: Writing/Talking about what people usually do/what they are doing now	54
Revision exercises	55
Word corner	55
Classroom talk	55
Song: "London's burning" 	55
Rhyme: "X is wearing ..."	55
Riddle	55

*Reading I

The Princess and the Pea by Hans Andersen	56
--	----

UNIT 5

People in Britain	58
A1 Meet Some Bristol Children – An Interview	
Radio interview 	59
B1 Exercises	60
By the way: <i>these/those; this (here)/that (there)</i>	63
C1 1 Questions: <i>do/does</i>	
2 <i>don't</i> : negated imperative	63
D1 Task: Role-play, interview	64
A2 Well, Bristol Isn't Too Bad	
Reading, letter	65
B2 Exercises	66
C2 1 <i>always, usually, etc.</i> : adverbs of frequency	
2 Tom's accent – the North of England: 's- and <i>of</i> -genitive	68

D2 Task: Writing, letter	68
“I’m not Here” Listening, radio interview	68
Revision exercises	69
Riddle	69
Word corner	69
Rhyme: “Ladybird, ladybird”	69
Song: “If you’re happy” 	69

UNIT 6

Shopping in Britain	70
A1 Neighbours	
Peggy’s Street – Reading, descriptions	71
By the way: <i>a/an</i>	72
At the Theatre Club – Dialogue 	72
At Mrs White’s – Dialogue 	73
B1 Exercises	74
C1 1 <i>Where/What/When/Why/How</i>	
2 <i>Who</i>	
3 <i>hasn’t, doesn’t, don’t</i> : negated statements	75
By the way: Saying when and where something happens	76
D1 Writing, description	76
A2 Shopping for Mrs White	
Dialogues 	77
Who Comes to the Street? – Reading, reporting	78
B2 Exercises	79
By the way: <i>one/ones</i>	79
C2 <i>a pound/packet/... of</i>	80
D2 Task: Act the Scene	
Role-play, shopping	80
What Are They Buying?	
Listening, dialogues	80
Revision exercise	81
Word corner	81
Rhyme: “What does the cat say?”	81
Song: “Old MacDonald had a farm” 	81
Riddle	81

*Reading II

The Elephant, the Hippo and the Mouse 	82
*C <i>stronger, strongest</i> : comparative adjectives	83

UNIT 7

Portsmouth	84
A1 Jeff from America	
Reading, story; dialogues 	85

B1 Exercises	86
By the way: <i>Would you like...? – I’d like</i>	88
C1 <i>*going to-future</i>	88
D1 Task: Act the Scene	
Role-play, in a restaurant	89
Shepherd’s Pie – Recipe	90
A2 On the Beach	
Dialogues 	90
B2 Exercises	92
C2 <i>have got to</i> : talking about obligations	94
D2 Task: Talking about and making maps	94
Why Are You Starting from Here?	
Listening, dialogue	95
Revision exercises	95
Word corner	96
Rhyme: “What are you going to be?”	96
Game	96
Riddles	96

UNIT 8

Britain – Town and Country	97
Cartoon: “No more Latin . . .”	98
What Kind of Holiday Do You Like?	
Talking about holidays, role-play	98
A1 You Don’t Have to Go to Paris or New York!	
Marian’s diary – 1	
Reading, diary entries	100
“I like people, too . . .” – Dialogue 	101
Marian’s diary – 2	
Reading, diary entries	101
Letter to Shirley and John – Reading	102
B1 Exercises	102
C1 1 The 12 months of the year	
2 Ordinal numbers 1–31	
3 Saying dates	
4 Writing dates	103
A2 Robin Hood and the Butcher	
Reading, story	104
C2 1 Irregular plurals	106
2 *The past simple	106
A3 Goodbye	
Reading, “Goodbye” – messages	106
Calling Old Friends – Interview 	107
The Class Play – Making a play	107

*Reading III

The Four Musicians

from the stories of the Grimm Brothers 108

Appendix

Texts for Translation 110

Grammar 114







Vocabulary 128

Dictionary 139

Names/Places 145

Classroom Talk 146

List of Songs

Good morning	(Unit 1) 	15
Polly, put the kettle on	(Unit 2) 	28
The farmer's in his house	(Unit 3) 	43
London's burning	(Unit 4) 	55
If you're happy	(Unit 5) 	66
Old McDonald had a farm	(Unit 6) 	81

Die mit * bezeichneten Teile können in Bundesländern, in denen ihre Behandlung in Klasse 5 nicht vorgesehen ist, als fakultativ angesehen werden.



Das große Cassettensymbol kennzeichnet Übungen zur Schulung des Hörverstehens (Listening Comprehension); die Texte sind deshalb **nicht** im Schülerbuch abgedruckt.

Dieses Cassettensymbol steht im Inhaltsverzeichnis jeweils **vor** dem Titel des Hörtextes.



Das kleine Cassettensymbol kennzeichnet Übungen, deren Text auf Cassette und im Schülerbuch erscheint. Diese Übungen eignen sich besonders zur Schulung von Aussprache und Intonation. Auch die Lieder auf Cassette sind mit diesem Symbol versehen.

Das kleine Cassettensymbol steht im Inhaltsverzeichnis jeweils **nach** dem Titel der Übung.